

MEADOW PARK PLAZA

1627- 1683 Rombach Avenue Wilmington, OH 46177



MIDLAND ATLANTIC
PROPERTIES



PROPERTY OVERVIEW

Meadow Park Plaza is anchored by Burke's Outlet, Ollie's Bargain Outlet, Tractor Supply Co. and Goodwill.

PROPERTY HIGHLIGHTS

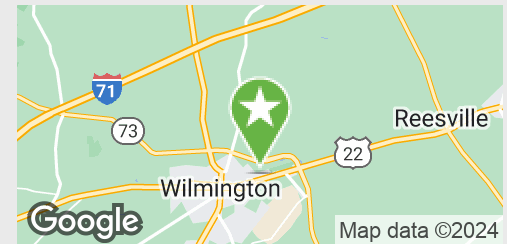
- Small Shop Space Available For Lease and Potential Outlot Available
- Center Recently Renovated with Parking Lot, Facade and Landscaping Upgrades
- Meadow Park Plaza Offers Excellent Access with Two Traffic Lights
- Shopping Center is Centrally Located in the Wilmington Retail Corridor Near Lowe's, Super Walmart, Big Lots and Kroger

DEMOGRAPHICS

	3 MILES	5 MILES
Total Population	13,326	16,961
Average HH Income	\$79,512	\$82,889
Businesses	552	646
Employees	7,955	8,881

TRAFFIC COUNTS

Rombach Avenue	18,066
----------------	--------



MIDLAND ATLANTIC PROPERTIES

Cincinnati Office
8044 Montgomery Rd, Suite 370
Cincinnati, OH 45236

MIDLANDATLANTIC.COM

KYLE NAGELEISEN

Direct: 513.792.5003
knageleisen@midlandatlantic.com

FRANCIS SARKO

Direct: 513.587.6167
fsarko@midlandatlantic.com

DEVELOPMENT • BROKERAGE • ACQUISITIONS • MANAGEMENT

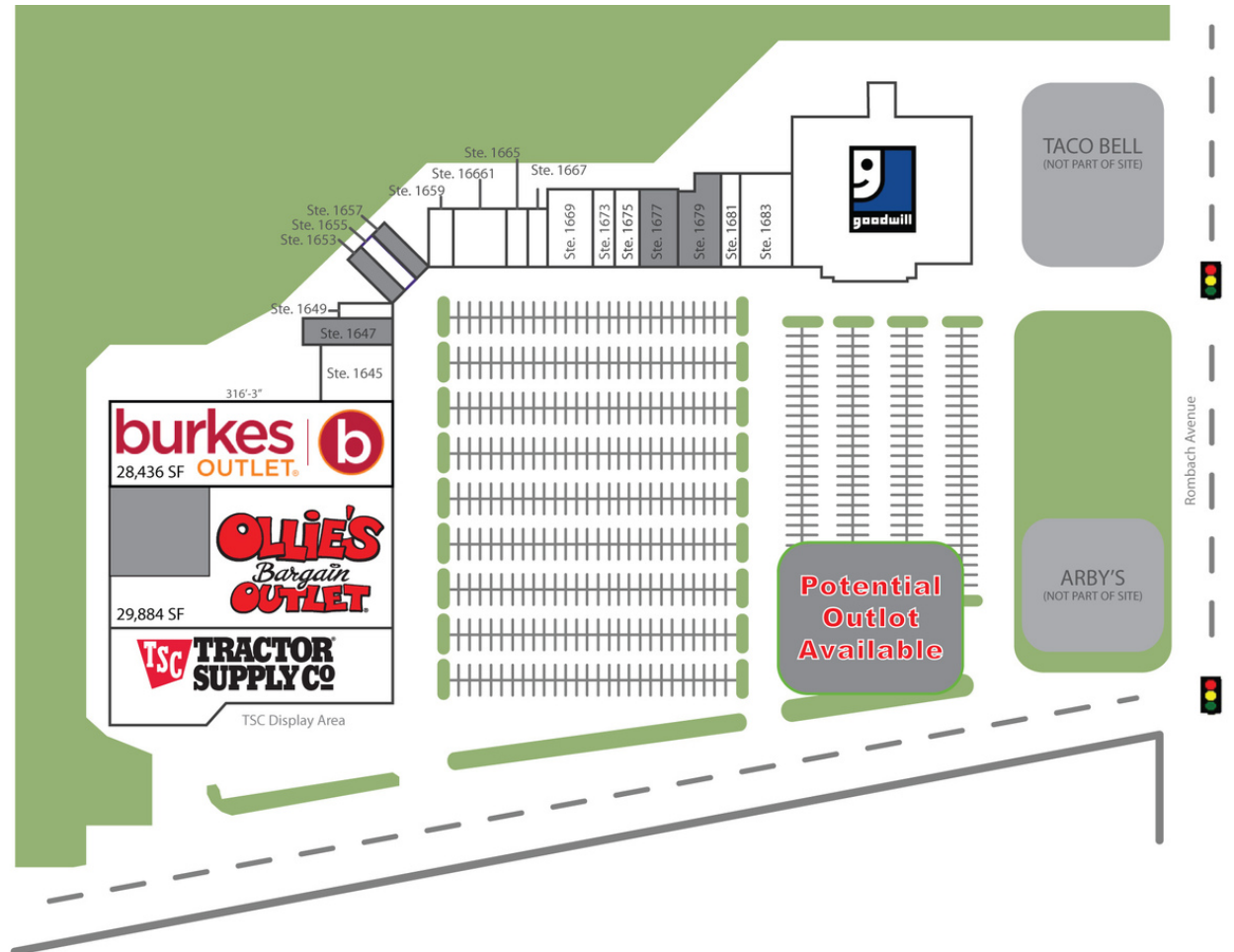
Information contained herein has been obtained from sources deemed reliable but is not guaranteed and is subject to change without notice.

MEADOW PARK PLAZA

1627- 1683 Rombach Avenue Wilmington, OH 46177



MIDLAND ATLANTIC
PROPERTIES



Suite #	Tenant	Sq. Ft.	Dimensions
1627	Tractor Supply Co.	32,000	
1633	Ollie's Bargain Outlet	29,884	
1639	Burke's Outlet	28,436	
1645	Christian Bookstore	4,800	60' x 80'
1647	Available	3,000	30' x 100'
1649	LA Nails	600	10' x 60'
1653	Available	1,200	20' x 60'
1655	Happy Wok	1,200	20' x 60'
1657	Available	1,200	20' x 60'
1659	Cricket Wireless	1,500	25' x 60'
1661	Kettering Health Primary Care	3,600	60' x 60'
1665	Surge Staffing	1,500	25' x 60'
1667	Two Twins Boutique	1,500	25' x 60'
1669	Hospice of Dayton	4,000	50' x 80'
1673	One Main Financial	2,000	25' x 80'
1675	Wilmington Tobacco	2,400	30' x 80'
1677	Available	3,200	40' x 80'
1679	Available	4,600	
1681	Hair Salon	2,000	20' x 100'
1683	United Household Rentals	6,000	60' x 100'
1685	Goodwill	34,900	
Total GLA		169,520 Square Feet	

MEADOW PARK PLAZA

1627- 1683 Rombach Avenue Wilmington, OH 46177



MIDLAND ATLANTIC
PROPERTIES



MEADOW PARK PLAZA

1627- 1683 Rombach Avenue Wilmington, OH 46177



MIDLAND ATLANTIC
PROPERTIES



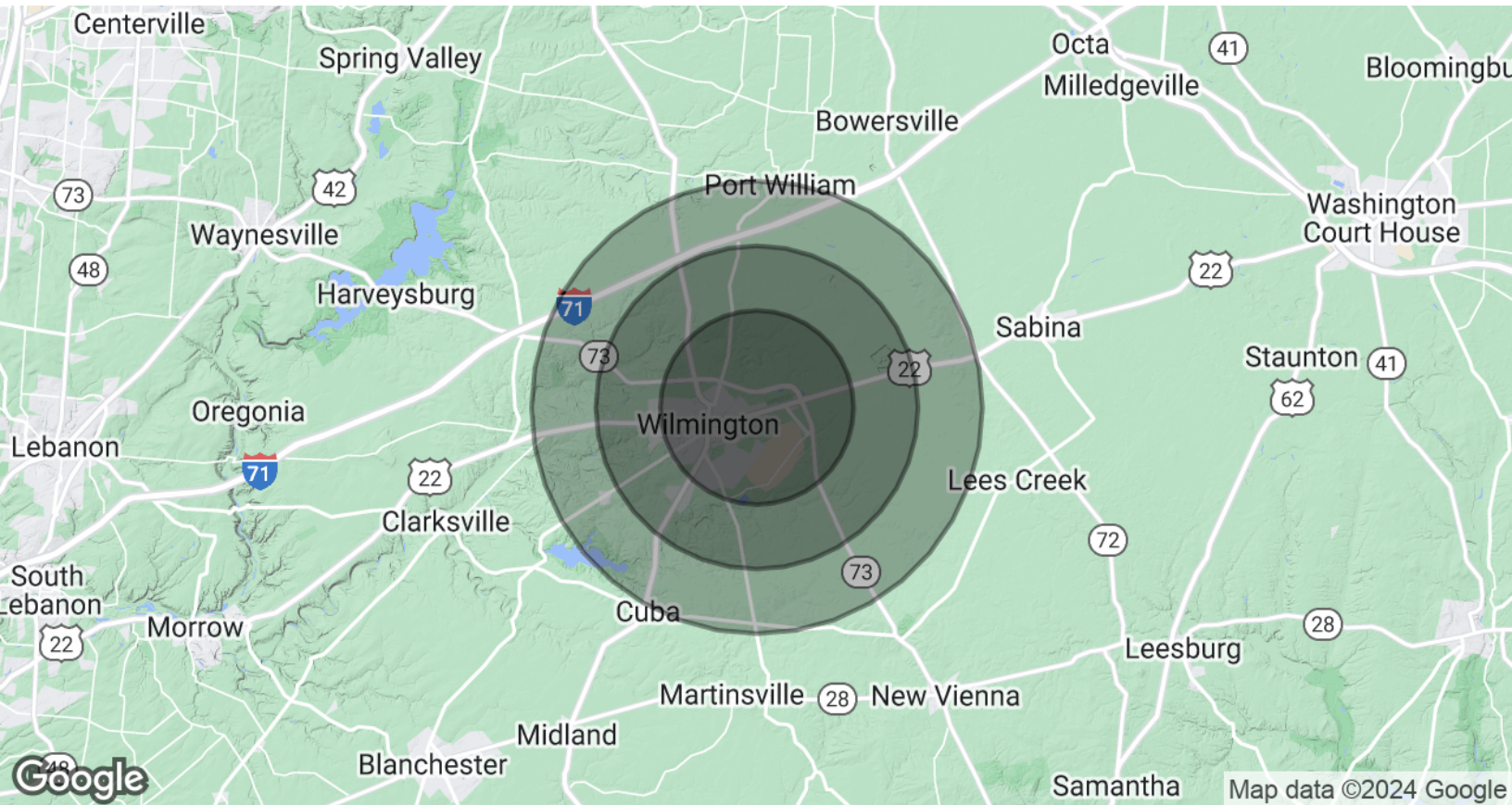
Wilmington Air Park

MEADOW PARK PLAZA

1627- 1683 Rombach Avenue Wilmington, OH 46177



MIDLAND ATLANTIC
PROPERTIES



POPULATION & HOUSING

	3 MILES	5 MILES	7 MILES
Total Population	13,326	16,961	20,751
Projected Annual Growth (2023-2028)	-0.8%	-0.5%	-0.3%
Total Households	5,188	6,680	8,191
Median Home Value	\$142,470	\$154,702	\$166,488

INCOME & BUSINESS

	3 MILES	5 MILES	7 MILES
Average HH income	\$79,512	\$82,889	\$90,145
Daytime Population (16+ years)	12,576	14,715	16,398
Total Businesses	552	646	730
Total Employees	7,955	8,881	9,431

MIDLAND ATLANTIC PROPERTIES

Cincinnati Office
8044 Montgomery Rd, Suite 370
Cincinnati, OH 45236

MIDLANDATLANTIC.COM

KYLE NAGELEISEN

Direct: 513.792.5003
knageleisen@midlandatlantic.com

FRANCIS SARKO

Direct: 513.587.6167
fsarko@midlandatlantic.com

DEVELOPMENT • BROKERAGE • ACQUISITIONS • MANAGEMENT

Information contained herein has been obtained from sources deemed reliable but is not guaranteed and is subject to change without notice.